

VIEWRAY MRIDIAN® MRI GUIDED RADIATION PATIENT EDUCATION

1. For your treatment, you will receive either Mirror Glasses or the MRIdian Mirror to allow you to view the video display.



PDC Mirror Glasses

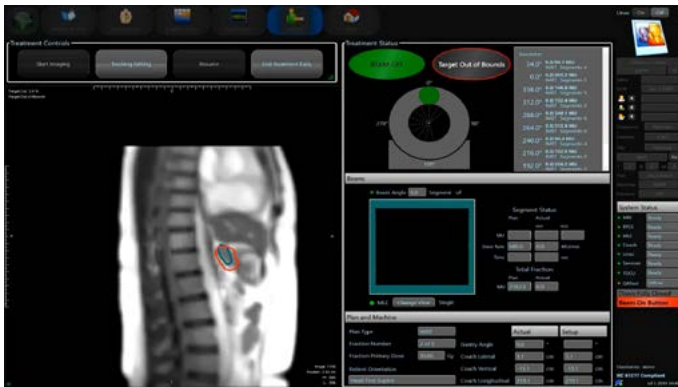


PDC MRIdian Mirror



Inside of Vault - Location of Video

2. You will see one of the 3 treatment views.
With these treatment views, you can help us speed up your treatment time.

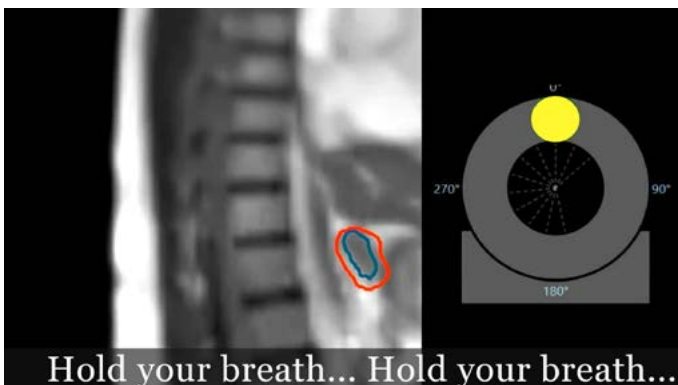


Treatment View 1



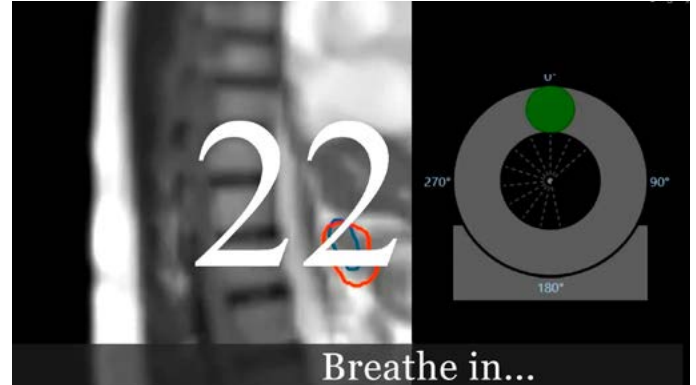
Hold your breath... Hold your breath..

Treatment View 2



Hold your breath... Hold your breath...

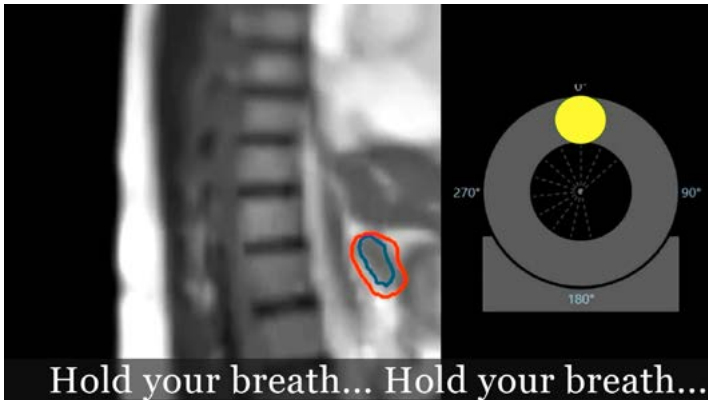
Treatment View 3



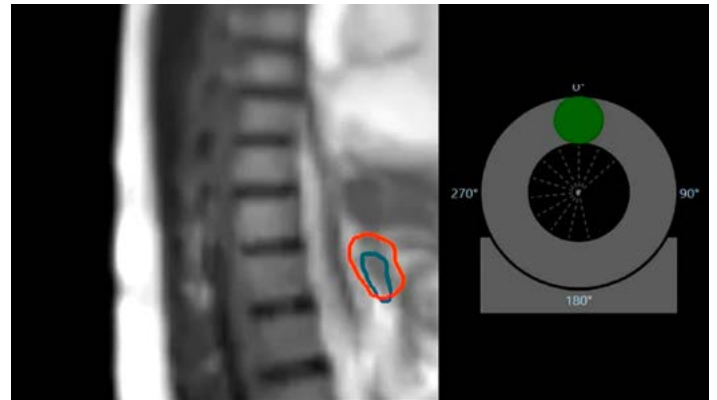
Breathe in...

Countdown Timer and Scrolling Text
Features to help with breath hold management

3. Your treatment team will coach you with breathing instructions to guide the green circle into the red one. When treatment is administered, you will be asked to hold your breath, and then instructed when you can breathe normally.




Treatment is administered



Treatment is not being administered

4. Pick your favorite theme video and music to play during your treatment downtime.




Sunsets



Flowers



Coastal Waters



Clouds



Mount Hood Sunset



Balloons

Music options include: Country, Top Hits, Rock, Classical, Jazz, Theme/Spa and Other